



District Report Card: 2017


| | |
|---------------------|--------------------------|
| State: Assam | District: Cachar |
| Class: 3 | Subject: Language |
| Schools: 61 | Students: 1034 |


Participation/Coverage


Students

| GENDER  | Boys | | Girls | |
|--|--------|-------|--------|-------|
| | Number | % | Number | % |
| | 517 | 50.00 | 517 | 50.00 |

| AREA  | Rural | | Urban | |
|---|--------|-------|--------|-------|
| | Number | % | Number | % |
| | 883 | 85.40 | 151 | 14.60 |

| CATEGORY  | SC | | ST | | OBC | | GEN | |
|--|--------|-------|--------|------|--------|-------|--------|-------|
| | Number | % | Number | % | Number | % | Number | % |
| | 222 | 21.47 | 7 | 0.68 | 334 | 32.30 | 471 | 45.55 |

| CWSN  | LD | VI | HI | S&LD | ID | Oth |
|--|----|----|----|------|----|-----|
| | 1 | 4 | 0 | 6 | 6 | 2 |

| Management  | Government | | Government-aided | |
|--|------------|-------|------------------|------|
| | Number | % | Number | % |
| | 1004 | 97.10 | 30 | 2.90 |

Average Performance of Students in Language (%)

| Overall | Gender | | Area | | Management | | Social Group | | | |
|---------|--------|--------|-------|-------|------------|-------|--------------|-------|-------|-------|
| | Male | Female | Rural | Urban | Govt. | Aided | SC | ST | OBC | GEN |
| 70.83 | 70.15 | 71.52 | 72.73 | 59.74 | 71.37 | 52.89 | 67.15 | 69.52 | 72.85 | 71.15 |

Performance on Learning Outcomes (LOs)

| Learning Outcomes | Description | Average Performance(%) |
|-------------------|---|------------------------|
| L304 | Reads small texts with comprehension i.e., identifies main ideas, details, sequence and draws conclusions | 71.71 |
| L312 | Reads printed scripts on the classroom walls: poems, posters, charts etc. | 69.07 |

| Range of Performance of Students who Answered Correctly | | | | | | | |
|---|------|-----------|-------|-----------|-------|-----------|-------|
| Below 30% | | 30% - 50% | | 50% - 75% | | Above 75% | |
| Number | % | Number | % | Number | % | Number | % |
| 74 | 7.16 | 149 | 14.41 | 278 | 26.89 | 533 | 51.55 |

Lowest Performing Learning Outcomes (LOs)

- 1 - Reads printed scripts on the classroom walls: poems, posters, charts etc. (69.07)
- 2 - Reads small texts with comprehension i.e., identifies main ideas, details, sequence and draws conclusions (71.71)